


Burgess Hill 15th Mar 2009

WGUK Recap Sheet

CADET CLASS

	The Academy	Mini Moonlight	Alliance Antz	Southern Knights Rugrats	Guardsmen Nippers	Mayflower				
INDIVIDUAL ANALYSIS EQUIPMENT Rob Da Costa										
	130	140	138	153	161	152				
TOTAL (200)	130	140	138	153	161	152				
INDIVIDUAL ANALYSIS MOVEMENT Cheryl Fletcher										
	135	179	164	176	172	183				
TOTAL (200)	135	179	164	176	172	183				
ENSEMBLE ANALYSIS Matt Johnson										
	142	147	170	151	156	173				
TOTAL (200)	142	147	170	151	156	173				
GENERAL EFFECT A Allison Doherty										
	156	159	164	162	160	173				
TOTAL (200)	156	159	164	162	160	173				
GENERAL EFFECT B Dave Parris										
	155	162	170	176	168	185				
TOTAL (200)	155	162	170	176	168	185				
TOTAL GENERAL EFFECT (400) (A+B) OR (Ax2)	311	321	334	338	328	358				
FINAL TOTAL (1000)	718	787	806	818	817	866				
TOTAL PENALTIES										
SCORE (100)	71.8	78.7	80.6	81.8	81.7	86.6				
PLACE	6	5	4	2	3	1				


TABULATORS

John & Ann Legon

Burgess Hill 15th Mar 2009

WGUK Recap Sheet

JUNIOR CLASS

	Cohesion	Moonlight	Southern Knights	Mayflower	Guardsmen					
INDIVIDUAL ANALYSIS EQUIPMENT										
Rob Da Costa										
VOCABULARY (70)	37	40	59	56	63					
EXCELLENCE (130)	58	60	95	94	88					
TOTAL (200)	95	100	154	150	151					
INDIVIDUAL ANALYSIS MOVEMENT										
Cheryl Fletcher										
VOCABULARY (70)	35	40	53	55	64					
EXCELLENCE (130)	44	60	81	78	107					
TOTAL (200)	79	100	134	133	171					
ENSEMBLE ANALYSIS										
Trevor Tomalin										
COMPOSITION (100)	53	50	62	64	75					
EXCELLENCE (100)	43	41	59	58	70					
TOTAL (200)	96	91	121	122	145					
GENERAL EFFECT A										
Allison Doherty										
REPERTOIRE (100)	56	54	76	78	79					
PERFORMANCE (100)	53	49	71	70	77					
TOTAL (200)	109	103	147	148	156					
GENERAL EFFECT B										
Dave Parris										
REPERTOIRE (100)	54	50	86	82	84					
PERFORMANCE (100)	51	47	83	80	82					
TOTAL (200)	105	97	169	162	166					
TOTAL GENERAL EFFECT (400)	214	200	316	310	322					
(A+B) OR (Ax2)										
FINAL TOTAL (1000)	484	491	725	715	789					
TOTAL PENALTIES										
SCORE (100)	48.4	49.1	72.5	71.5	78.9					
PLACE	5	4	2	3	1					


TABULATORS

John & Ann Legon

Burgess Hill 15th Mar 2009

WGUK Recap Sheet

A CLASS

	Ad Astra	Vintage	Moonlight	Reflexions Academy	Guardsmen	Mayflower	Alliance	The Academy	Southern Knights		
INDIVIDUAL ANALYSIS EQUIPMENT											
Rob Da Costa											
VOCABULARY (70)		54	45	55	59	61	58	64	65		
EXCELLENCE (130)		86	81	84	96	102	106	90	100		
TOTAL (200)		140	126	139	155	163	164	154	165		
INDIVIDUAL ANALYSIS MOVEMENT											
Trevor Tomalin											
VOCABULARY (70)		49	47	48	54	57	59	52	60		
EXCELLENCE (130)		77	72	75	83	93	97	81	95		
TOTAL (200)		126	119	123	137	150	156	133	155		
ENSEMBLE ANALYSIS											
Matt Johnson											
COMPOSITION (100)		66	62	67	74	74	71	72	78		
EXCELLENCE (100)		62	60	65	72	71	69	69	76		
TOTAL (200)		128	122	132	146	145	140	141	154		
GENERAL EFFECT A											
Allison Doherty											
REPERTOIRE (100)		65	63	67	75	76	78	73	81		
PERFORMANCE (100)		59	55	64	72	70	75	69	78		
TOTAL (200)		124	118	131	147	146	153	142	159		
GENERAL EFFECT B											
Dave Parris											
REPERTOIRE (100)		60	54	64	75	78	80	79	88		
PERFORMANCE (100)		58	50	59	70	74	77	72	85		
TOTAL (200)		118	104	123	145	152	157	151	173		
TOTAL GENERAL EFFECT (400) (A+B) OR (Ax2)		242	222	254	292	298	310	293	332		
FINAL TOTAL (1000)		636	589	648	730	756	770	721	806		
TOTAL PENALTIES											
SCORE (100)		63.6	58.9	64.8	73.0	75.6	77.0	72.1	80.6		
PLACE		7	8	6	4	3	2	5	1		


TABULATORS

John & Ann Legon

Burgess Hill 15th Mar 2009

WGUK Recap Sheet

OPEN CLASS

											
	NSG Independent	Pegasus	The Academy	Guardsmen	Southern Knights	Mayflower					
INDIVIDUAL ANALYSIS EQUIPMENT Jason Oates											
VOCABULARY (100)	66	63	67	74	78	84					
EXCELLENCE (100)	61	59	58	71	72	80					
TOTAL (200)	127	122	125	145	150	164					
INDIVIDUAL ANALYSIS MOVEMENT Trevor Tomalin											
VOCABULARY (100)	72	70	73	81	79	84					
EXCELLENCE (100)	67	68	63	78	76	81					
TOTAL (200)	139	138	136	159	155	165					
ENSEMBLE ANALYSIS Matt Johnson											
COMPOSITION (100)	66	64	73	79	77	85					
EXCELLENCE (100)	64	60	67	76	74	82					
TOTAL (200)	130	124	140	155	151	167					
GENERAL EFFECT A Allison Doherty											
REPERTOIRE (100)	70	67	72	77	76	83					
PERFORMANCE (100)	65	64	66	74	72	80					
TOTAL (200)	135	131	138	151	148	163					
GENERAL EFFECT B Dave Parris											
REPERTOIRE (100)	69	67	71	80	83	85					
PERFORMANCE (100)	65	63	66	75	79	80					
TOTAL (200)	134	130	137	155	162	165					
TOTAL GENERAL EFFECT (400) (A+B) OR (Ax2)	269	261	275	306	310	328					
FINAL TOTAL (1000)	665	645	676	765	766	824					
TOTAL PENALTIES											
SCORE (100)	66.5	64.5	67.6	76.5	76.6	82.4					
PLACE	5	6	4	3	2	1					

TABULATORS

John & Ann Legon