


Colchester 8th Feb 2009

WGUK Recap Sheet

CADET CLASS

	The Academy	Mini Moonlight	Alliance Antz	Guardsmen	Southern Knights Rugrats	Mayflower						
INDIVIDUAL ANALYSIS EQUIPMENT Martin Ibbs												
	142	150	138	178	166	154						
TOTAL (200)	142	150	138	178	166	154						
INDIVIDUAL ANALYSIS MOVEMENT Rob Da Costa												
	139	136	154	152	156	165						
TOTAL (200)	139	136	154	152	156	165						
ENSEMBLE ANALYSIS Matt Johnson												
	146	133	176	156	149	170						
TOTAL (200)	146	133	176	156	149	170						
GENERAL EFFECT A Edwin Beens												
	135	145	152	157	165	150						
TOTAL (200)	135	145	152	157	165	150						
GENERAL EFFECT B Barry Davis												
	146	140	149	148	157	162						
TOTAL (200)	146	140	149	148	157	162						
TOTAL GENERAL EFFECT (400) (A+B) OR (Ax2)	281	285	301	305	322	312						
FINAL TOTAL (1000)	708	704	769	791	793	801						
TOTAL PENALTIES												
SCORE (100)	70.8	70.4	76.9	79.1	79.3	80.1						
PLACE	5	6	4	3	2	1						

TABULATORS


Ann Legon

John Legon

Colchester 8th Feb 2009

WGUK Recap Sheet

JUNIOR CLASS

	Cohesion	Moonlight	Mayflower Junior	Southern Knights	Guardsmen								
INDIVIDUAL ANALYSIS EQUIPMENT													
Martin Ibbs													
VOCABULARY (70)	38	44	48	55	57								
EXCELLENCE (130)	53	76	85	99	104								
TOTAL (200)	91	120	133	154	161								
INDIVIDUAL ANALYSIS MOVEMENT													
Rob Da Costa													
VOCABULARY (70)	26	38	58	60	66								
EXCELLENCE (130)	40	57	95	91	107								
TOTAL (200)	66	95	153	151	173								
ENSEMBLE ANALYSIS													
Matt Johnson													
COMPOSITION (100)	43	55	71	75	66								
EXCELLENCE (100)	37	51	68	70	61								
TOTAL (200)	80	106	139	145	127								
GENERAL EFFECT A													
Edwin Beens													
REPERTOIRE (100)	43	53	70	75	77								
PERFORMANCE (100)	33	45	65	71	75								
TOTAL (200)	76	98	135	146	152								
GENERAL EFFECT B													
Barry Davis													
REPERTOIRE (100)	50	58	77	82	76								
PERFORMANCE (100)	45	52	74	78	72								
TOTAL (200)	95	110	151	160	148								
TOTAL GENERAL EFFECT (400)	171	208	286	306	300								
(A+B) OR (Ax2)													
FINAL TOTAL (1000)	408	529	711	756	761								
TOTAL PENALTIES													
SCORE (100)	40.8	52.9	71.1	75.6	76.1								
PLACE	5	4	3	2	1								

TABULATORS


Ann Legon

John Legon

Colchester 8th Feb 2009

WGUK Recap Sheet

A CLASS

	Ad Astra	Moonlight	Mayflower	Reflexionjs Academy	Guardsmen	Alliance	The Academy	Southern Knights			
	INDIVIDUAL ANALYSIS EQUIPMENT										
Martin Ibbs											
VOCABULARY (70)	43	48	56	61	59	58	60	65			
EXCELLENCE (130)	66	81	84	100	86	104	99	102			
TOTAL (200)	109	129	140	161	145	162	159	167			
INDIVIDUAL ANALYSIS MOVEMENT											
Rob Da Costa											
VOCABULARY (70)	32	38	58	52	53	63	62	66			
EXCELLENCE (130)	49	56	95	91	97	103	100	104			
TOTAL (200)	81	94	153	143	150	166	162	170			
ENSEMBLE ANALYSIS											
Matt Johnson											
COMPOSITION (100)	55	59	72	65	71	69	71	77			
EXCELLENCE (100)	49	53	68	61	67	66	65	69			
TOTAL (200)	104	112	140	126	138	135	136	146			
GENERAL EFFECT A											
Edwin Beens											
REPERTOIRE (100)	47	55	75	62	69	72	70	77			
PERFORMANCE (100)	39	50	71	55	60	72	65	70			
TOTAL (200)	86	105	146	117	129	144	135	147			
GENERAL EFFECT B											
Barry Davis											
REPERTOIRE (100)	50	56	72	67	78	75	81	85			
PERFORMANCE (100)	43	50	66	63	72	73	76	81			
TOTAL (200)	93	106	138	130	150	148	157	166			
TOTAL GENERAL EFFECT (400) (A+B) OR (Ax2)	179	211	284	247	279	292	292	313			
FINAL TOTAL (1000)	473	546	717	677	712	755	749	796			
TOTAL PENALTIES											
SCORE (100)	47.3	54.6	71.7	67.7	71.2	75.5	74.9	79.6			
PLACE	8	7	4	6	5	2	3	1			

TABULATORS


Ann Legon

John Legon

Colchester 8th Feb 2009

WGUK Recap Sheet

OPEN CLASS

															
		The Academy	Guardsmen	Southern Knights	Mayflower										
INDIVIDUAL ANALYSIS EQUIPMENT Martin Ibbs															
VOCABULARY (100)		70	72	78	83										
EXCELLENCE (100)		67	66	70	80										
TOTAL (200)		137	138	148	163										
INDIVIDUAL ANALYSIS MOVEMENT Cheryl Fletcher															
VOCABULARY (100)		68	71	74	76										
EXCELLENCE (100)		61	65	67	72										
TOTAL (200)		129	136	141	148										
ENSEMBLE ANALYSIS Matt Johnson															
COMPOSITION (100)		72	74	77	84										
EXCELLENCE (100)		67	72	74	81										
TOTAL (200)		139	146	151	165										
GENERAL EFFECT A Edwin Beens															
REPERTOIRE (100)		69	73	71	80										
PERFORMANCE (100)		63	69	66	76										
TOTAL (200)		132	142	137	156										
GENERAL EFFECT B Jason Oates															
REPERTOIRE (100)		69	73	78	83										
PERFORMANCE (100)		63	65	71	83										
TOTAL (200)		132	138	149	166										
TOTAL GENERAL EFFECT (400) (A+B) OR (Ax2)		264	280	286	322										
FINAL TOTAL (1000)		669	700	726	798										
TOTAL PENALTIES															
SCORE (100)		66.9	70.0	72.6	79.8										
PLACE		4	3	2	1										

TABULATORS

Ann Legon

John Legon