


# Grantham 11th Jan 2009

## WGUK Recap Sheet

### CADET CLASS

	Guardsmen	The Academy	Alliance Antz	NAPA Nippers	Mayflower	Anchormen Cadets					
<b>INDIVIDUAL ANALYSIS EQUIPMENT</b> Brian Yothers											
	144	108	139	148	135	118					
<b>TOTAL (200)</b>	<b>144</b>	<b>108</b>	<b>139</b>	<b>148</b>	<b>135</b>	<b>118</b>					
<b>INDIVIDUAL ANALYSIS MOVEMENT</b> Cheryl Marshall											
	139	109	118	135	155	128					
<b>TOTAL (200)</b>	<b>139</b>	<b>109</b>	<b>118</b>	<b>135</b>	<b>155</b>	<b>128</b>					
<b>ENSEMBLE ANALYSIS</b> Edwin Beens											
	150	140	146	144	165	153					
<b>TOTAL (200)</b>	<b>150</b>	<b>140</b>	<b>146</b>	<b>144</b>	<b>165</b>	<b>153</b>					
<b>GENERAL EFFECT A</b> William Chumley											
	150	130	145	140	143	146					
<b>TOTAL (200)</b>	<b>150</b>	<b>130</b>	<b>145</b>	<b>140</b>	<b>143</b>	<b>146</b>					
<b>GENERAL EFFECT B</b> Allison Doherty											
	138	130	134	141	145	128					
<b>TOTAL (200)</b>	<b>138</b>	<b>130</b>	<b>134</b>	<b>141</b>	<b>145</b>	<b>128</b>					
<b>TOTAL GENERAL EFFECT (400)</b> (A+B) OR (Ax2)											
	288	260	279	281	288	274					
<b>FINAL TOTAL (1000)</b>	<b>721</b>	<b>617</b>	<b>682</b>	<b>708</b>	<b>743</b>	<b>673</b>					
<b>TOTAL PENALTIES</b>											
<b>SCORE (100)</b>	<b>72.1</b>	<b>61.7</b>	<b>68.2</b>	<b>70.8</b>	<b>74.3</b>	<b>67.3</b>					
<b>PLACE</b>	<b>2</b>	<b>6</b>	<b>4</b>	<b>3</b>	<b>1</b>	<b>5</b>					

TABULATORS


Ann Legon

John Legon

# Grantham 11th Jan 2009

## WGUK Recap Sheet

### JUNIOR CLASS

										
	Cohesion	Bay Vanguard	NSG Spice	Guardsmen	Avengers	Anchormen	Mayflower Juniors			
<b>INDIVIDUAL ANALYSIS EQUIPMENT</b> Brian Yothers										
VOCABULARY (70)	37	30	41	62	48	53	40			
EXCELLENCE (130)	52	35	70	107	73	86	67			
<b>TOTAL (200)</b>	<b>89</b>	<b>65</b>	<b>111</b>	<b>169</b>	<b>121</b>	<b>139</b>	<b>107</b>			
<b>INDIVIDUAL ANALYSIS MOVEMENT</b> Cheryl Marshall										
VOCABULARY (70)	35	37	43	62	52	47	45			
EXCELLENCE (130)	44	54	68	105	85	73	72			
<b>TOTAL (200)</b>	<b>79</b>	<b>91</b>	<b>111</b>	<b>167</b>	<b>137</b>	<b>120</b>	<b>117</b>			
<b>ENSEMBLE ANALYSIS</b> Edwin Beens										
COMPOSITION (100)	55	49	58	65	67	72	69			
EXCELLENCE (100)	47	40	53	61	65	69	66			
<b>TOTAL (200)</b>	<b>102</b>	<b>89</b>	<b>111</b>	<b>126</b>	<b>132</b>	<b>141</b>	<b>135</b>			
<b>GENERAL EFFECT A</b> William Chumley										
REPERTOIRE (100)	40	48	70	75	52	67	68			
PERFORMANCE (100)	33	38	63	70	47	67	58			
<b>TOTAL (200)</b>	<b>73</b>	<b>86</b>	<b>133</b>	<b>145</b>	<b>99</b>	<b>134</b>	<b>126</b>			
<b>GENERAL EFFECT B</b> Allison Doherty										
REPERTOIRE (100)	45	50	73	70	55	63	75			
PERFORMANCE (100)	42	47	69	67	51	60	71			
<b>TOTAL (200)</b>	<b>87</b>	<b>97</b>	<b>142</b>	<b>137</b>	<b>106</b>	<b>123</b>	<b>146</b>			
<b>TOTAL GENERAL EFFECT (400)</b> (A+B) OR (Ax2)										
<b>FINAL TOTAL (1000)</b>	<b>430</b>	<b>428</b>	<b>608</b>	<b>744</b>	<b>595</b>	<b>657</b>	<b>631</b>			
<b>TOTAL PENALTIES</b>										
<b>SCORE (100)</b>	<b>43.0</b>	<b>42.8</b>	<b>60.8</b>	<b>74.4</b>	<b>59.5</b>	<b>65.7</b>	<b>63.1</b>			
<b>PLACE</b>	<b>6</b>	<b>7</b>	<b>4</b>	<b>1</b>	<b>5</b>	<b>2</b>	<b>3</b>			

TABULATORS


Ann Legon

John Legon

# Grantham 11th Jan 2009

## WGUK Recap Sheet

### A CLASS

	Spirit of Coventry	Guardsmen	The Academy	Northern Academy	Alliance	Southern Knights	Mayflower				
<b>INDIVIDUAL ANALYSIS EQUIPMENT</b>											
Brian Yothers											
VOCABULARY (70)	37	46	48	47	46	54	51				
EXCELLENCE (130)	58	74	73	78	71	83	75				
<b>TOTAL (200)</b>	<b>95</b>	<b>120</b>	<b>121</b>	<b>125</b>	<b>117</b>	<b>137</b>	<b>126</b>				
<b>INDIVIDUAL ANALYSIS MOVEMENT</b>											
Cheryl Marshall											
VOCABULARY (70)	41	53	60	56	57	52	46				
EXCELLENCE (130)	60	85	98	93	90	88	71				
<b>TOTAL (200)</b>	<b>101</b>	<b>138</b>	<b>158</b>	<b>149</b>	<b>147</b>	<b>140</b>	<b>117</b>				
<b>ENSEMBLE ANALYSIS</b>											
Edwin Beens											
COMPOSITION (100)	55	70	65	74	71	76	73				
EXCELLENCE (100)	50	66	60	71	68	70	67				
<b>TOTAL (200)</b>	<b>105</b>	<b>136</b>	<b>125</b>	<b>145</b>	<b>139</b>	<b>146</b>	<b>140</b>				
<b>GENERAL EFFECT A</b>											
William Chumley											
REPERTOIRE (100)	42	65	61	70	68	71	69				
PERFORMANCE (100)	38	55	52	63	66	61	59				
<b>TOTAL (200)</b>	<b>80</b>	<b>120</b>	<b>113</b>	<b>133</b>	<b>134</b>	<b>132</b>	<b>128</b>				
<b>GENERAL EFFECT B</b>											
Allison Doherty											
REPERTOIRE (100)	42	68	71	73	58	75	64				
PERFORMANCE (100)	38	65	68	69	55	71	60				
<b>TOTAL (200)</b>	<b>80</b>	<b>133</b>	<b>139</b>	<b>142</b>	<b>113</b>	<b>146</b>	<b>124</b>				
<b>TOTAL GENERAL EFFECT (400)</b>											
(A+B) OR (Ax2)											
<b>FINAL TOTAL (1000)</b>	<b>461</b>	<b>647</b>	<b>656</b>	<b>694</b>	<b>650</b>	<b>701</b>	<b>635</b>				
<b>TOTAL PENALTIES</b>											
						9	7				
<b>SCORE (100)</b>											
	46.1	64.7	65.6	69.4	65.0	69.2	62.8				
<b>PLACE</b>											
	7	5	3	1	4	2	6				

TABULATORS


Ann Legon

John Legon

# Grantham 11th Jan 2009

## WGUK Recap Sheet

### OPEN CLASS

	Pegasus	NSG Independent	Guardsmen	The Academy	Mayflower	Kidsgrove Scouts	Northern Academy	Southern Knights			
<b>INDIVIDUAL ANALYSIS EQUIPMENT</b>											
Brian Yothers											
VOCABULARY (100)	62	60	67	63	82	61	76	72			
EXCELLENCE (100)	53	56	64	54	79	57	72	73			
<b>TOTAL (200)</b>	<b>115</b>	<b>116</b>	<b>131</b>	<b>117</b>	<b>161</b>	<b>118</b>	<b>148</b>	<b>145</b>			
<b>INDIVIDUAL ANALYSIS MOVEMENT</b>											
Cheryl Marshall											
VOCABULARY (100)	63	58	67	66	75	65	78	76			
EXCELLENCE (100)	57	55	62	58	72	63	74	75			
<b>TOTAL (200)</b>	<b>120</b>	<b>113</b>	<b>129</b>	<b>124</b>	<b>147</b>	<b>128</b>	<b>152</b>	<b>151</b>			
<b>ENSEMBLE ANALYSIS</b>											
Edwin Beens											
COMPOSITION (100)	63	60	70	65	75	67	76	74			
EXCELLENCE (100)	57	54	66	58	71	62	74	73			
<b>TOTAL (200)</b>	<b>120</b>	<b>114</b>	<b>136</b>	<b>123</b>	<b>146</b>	<b>129</b>	<b>150</b>	<b>147</b>			
<b>GENERAL EFFECT A</b>											
William Chumley											
REPERTOIRE (100)	63	65	69	68	80	75	78	72			
PERFORMANCE (100)	53	65	59	66	74	70	72	64			
<b>TOTAL (200)</b>	<b>116</b>	<b>130</b>	<b>128</b>	<b>134</b>	<b>154</b>	<b>145</b>	<b>150</b>	<b>136</b>			
<b>GENERAL EFFECT B</b>											
Allison Doherty											
REPERTOIRE (100)	45	59	62	65	72	57	74	70			
PERFORMANCE (100)	41	57	59	62	69	55	71	67			
<b>TOTAL (200)</b>	<b>86</b>	<b>116</b>	<b>121</b>	<b>127</b>	<b>141</b>	<b>112</b>	<b>145</b>	<b>137</b>			
<b>TOTAL GENERAL EFFECT (400)</b>	<b>202</b>	<b>246</b>	<b>249</b>	<b>261</b>	<b>295</b>	<b>257</b>	<b>295</b>	<b>273</b>			
(A+B) OR (Ax2)											
<b>FINAL TOTAL (1000)</b>	<b>557</b>	<b>589</b>	<b>645</b>	<b>625</b>	<b>749</b>	<b>632</b>	<b>745</b>	<b>716</b>			
<b>TOTAL PENALTIES</b>											
SCORE (100)											
SCORE (100)	55.7	58.9	64.5	62.5	74.9	63.2	74.5	71.6			
PLACE											
PLACE	8	7	4	6	1	5	2	3			

TABULATORS

Ann Legon

John Legon