

# Southern Knights

Charity Number: 294202

**A. D. Chatfield**  
**12 Park Rise**  
**Hove, BN3 8PG**  
**East Sussex**  
**Tel: 01273 779381**

Dear All

Please find enclosed details of the Southern Classic Winterguard Competition organised by the Southern Knights to be held on Sunday 14<sup>th</sup> March 2010. Listed below are points to remember on the day.

**LOCATION** - The event will take place at The Olympus Leisure Centre (previously Triangle Leisure Centre), Triangle Way, Burgess Hill, West Sussex. A map of the location is enclosed and the telephone number of the Leisure Centre is 01444 876000. Also, in case you need to contact us on the day, the emergency contact number is 07774 453385.

## **ARRIVAL TIMES**

Contest Staff will be on site from 10.00

Judges should arrive by 11.00

Guard Reception will be open at 10.30 (please do not arrive before this time!!)

Doors will be open to the public at 12.00

Managers meeting will be held at 12.10 in the Main Arena.

**GUARD RECEPTION** - Upon arrival Guard Directors should book in at Reception where any information and updates can be obtained. You should also pay your DVD fee of £5 at reception (Southern Knights will be providing the blank DVD's as part of this charge) plus you should hand in your MP3 player. Any amendments to timings, etc. will also be advised here.

The opportunity for you to Video your Guards Show is also available at a cost of £2 - providing you purchase the Show Video. Tickets will be issued at Guard Reception allowing 2 persons and 1 Video camera into a designated area for the duration of YOUR GUARD SHOW ONLY.

At the Check In desk you will be issued with the relevant number of wrist bands for your registered members and staff according to the numbers advised to us by WGUK. Please ensure you can confirm the number of wrist bands you require as numbers will be checked just prior to your performance as you move into the Pre-Entry area!

**WARM UP** – The Warm Up room is indicated on the attached plan and is situated adjacent to the contest arena.

Please make your own way to this room at the time stipulated on the attached timetable. At the end of your Warm Up time a Steward will escort you to the Pre-Entry area for a Wrist Band Check. Please move out of the Warm Up area immediately upon request from the Contest Staff in order to avoid a delay in the show.

Please be careful in this area – one year we were presented with an invoice by the Triangle Centre for £240 to repair damaged ceiling tiles. Checks will be made before and after each Guard has made use of the Warm Up area and any damage caused will be invoiced direct to the offending unit.



Charity Number: 294202

**CHANGING FACILITIES** - Limited changing facilities are available on site therefore if travelling by coach we suggest you make arrangements to use that vehicle rather than the Centre.

**MAIN STAND and ARENA** - Entrance fee £7.00 – Concessions (OAP/U12) £5.00

All tiered seating will be for paying spectators ONLY (No Pass/Wrist Band Holders). There will be allocated seats for performing guard staff on the front floor seats, which must be vacated as soon as your guard has performed.

Seating for performing guard members only will be provided on the left hand side balcony. The corridor behind the Main Seating area is out of bounds for general viewing - this area must be KEPT CLEAR for any EMERGENCIES.

There is a NO SMOKING policy in the main building AND within the immediate area of the Centre.

**AUDIO** - Audio CD and MP3 playback facilities will be available. If using MP3 can we ask you to ensure you definitely bring a normal audio CD of your music as well as a backup. Music testing, if required, will be permitted between 12 noon and 12.30pm and, if possible, during the break between Junior and A Class and again between A and Open Class.

**OFFICIAL PHOTOS** – WGUK have advised that photographers will be in attendance and directly after your Guard has performed you must make your way to the enclosed Squash Courts (not the glass fronted ones) which are shown on the enclosed plan just behind the Arena.

**SCENERY** - Scenery must remain outside the rear exits of the Centre until you are allowed by a steward to enter. After your performance all scenery and equipment must be taken directly outside as there is nowhere to store it in the Centre. **ALL SCENERY STAFF MUST SHOW A WRIST BAND OR PROOF OF SHOW ENTRY BEFORE ADMITTANCE TO ARENA.**

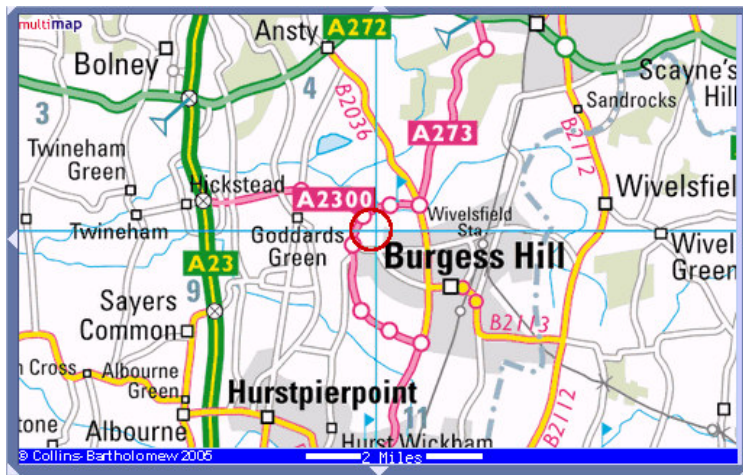
**BOOSTER STALLS** - There is very limited space for Booster Stalls, so if you wish to bring one please contact me immediately (01273 779381) to book a pitch – WE HAVE ALREADY GOT A NUMBER OF STALLS BOOKED SO PLEASE DO NOT JUST BRING ONE HOPING FOR A SPACE!!! You will also be required to bring your own table and please note that we will only allow a maximum of **two people** per stall.

We look forward to seeing you on the 14<sup>th</sup>.

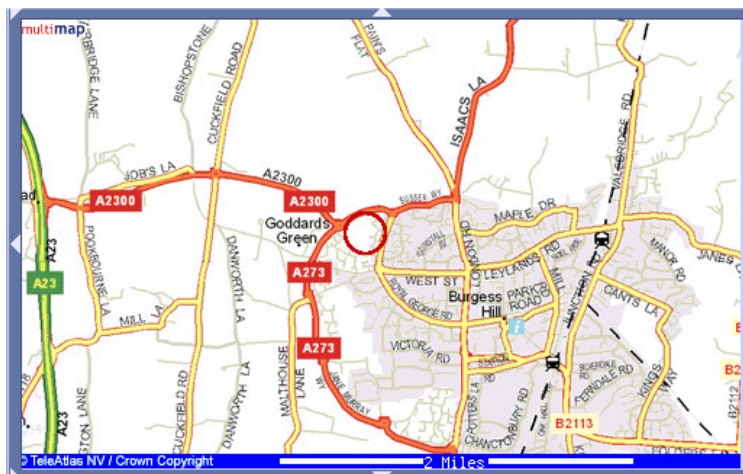
*Alan*

Alan Chatfield  
Contest Organiser

**OLYMPUS (TRIANGLE) LEISURE CENTRE,  
TRIANGLE WAY,  
BURGESS HILL. RH15 8WA**  
*Highlighted by a red circle on maps below*



From the bottom of the M23 continue onto the A23 and follow this road south until you get to the Hickstead/Burgess Hill slip road – sign posted A2300



Follow the A2300 towards Burgess Hill (also signposted with a brown Leisure Centre sign) and the Olympus (Triangle) Centre is at the end of this road.

# Southern Knights

Charity Number: 294202

## WINTERGUARD CONTEST - SUNDAY 14<sup>th</sup> MARCH 2010

	Warm-Up	Pre-Entry	Perform
<b>CADET CLASS</b>			
Mini Moonlight	12.16	12.23	12.30
The Academy	12.23	12.30	12.37
Guardsmen Nippers	12.30	12.37	12.44
Mayflower Cadets	12.37	12.44	12.51
Southern Knights Rugrats	12.44	12.51	12.58

### **JUNIOR CLASS**

Cohesion	12.51	12.58	13.05
Moonlight	12.58	13.05	13.12
Reflexions Academy	13.05	13.12	13.19
Mayflower	13.12	13.19	13.26
Southern Knights	13.19	13.26	13.33

**INTERVAL: 13.40 – 14.10**

### **A CLASS**

Moonlight	13.52	14.01	14.10
Reflexions Academy	14.01	14.10	14.19
Guardsmen	14.10	14.19	14.28
Mayflower	14.19	14.28	14.37
Southern Knights	14.28	14.37	14.46

**INTERVAL: 14.55 – 15.15**

### **OPEN CLASS**

Guardsmen	14.57	15.06	15.15
The Academy	15.06	15.15	15.24
Southern Knights	15.15	15.29	15.33
Mayflower	15.29	15.33	15.42

**RETREAT & RESULTS 16.00**

**REPEAT & CLEAR HALL BY 17.00**



# Southern Knights



Charity Number: 294202

## TRIANGLE CENTRE LAYOUT (including floor and scenery "movement")

### SCENERY MOVEMENT

Guards enter the hall via the Warm Up Tunnel "Position 1" and when advised by the Contest Marshal they will make their way across the front of the Arena to meet up with scenery and floor crews (at "Position 2"). This could be at the same time as the previous competing Guard is leaving the Arena across the back so please follow all instructions given carefully.

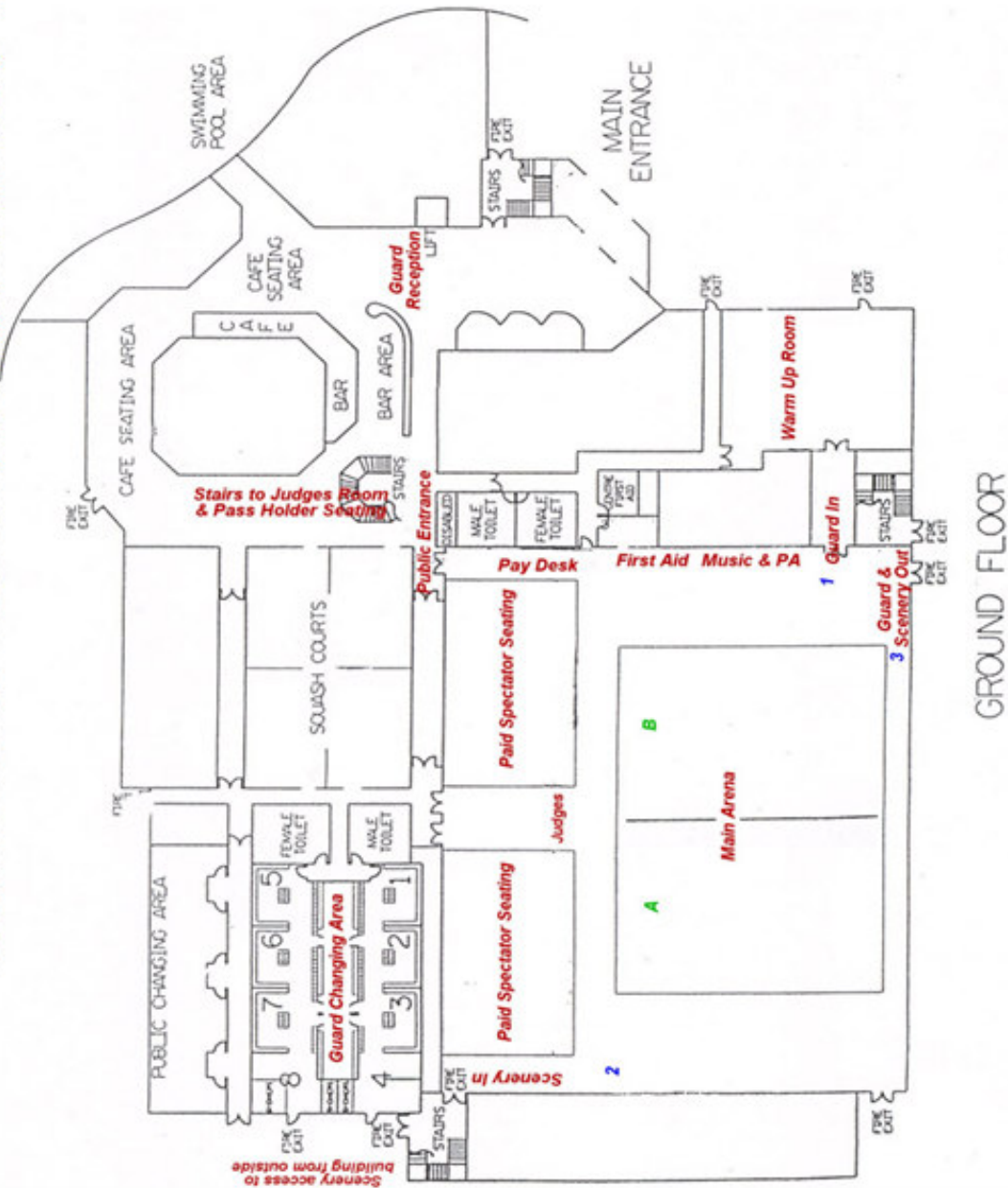
Once the previous competing Guard has cleared the centre line then the next Guard can enter the Main Arena "Side A" up to the centre line and can, if they wish, set up any items in "Side A" of the Arena.

Once approved by the Arena Marshall the Guard can cross the centre line into "Side B" and continue setting up in the whole of the Main Arena (at this point timing commences).

At the conclusion of their performance the performing Guard must move themselves and their equipment, flooring & scenery across the centre line, out of the Main Arena "Side A", and once completely clear of Side A their timing will cease.

The Guard then must, as quickly and safely as possible, clear "Side B" of the Main Arena and leave the building via the door at "Position 3".

PLEASE follow all instructions given by both the Contest & Arena Marshall to ensure the smooth running of the day.



GROUND FLOOR